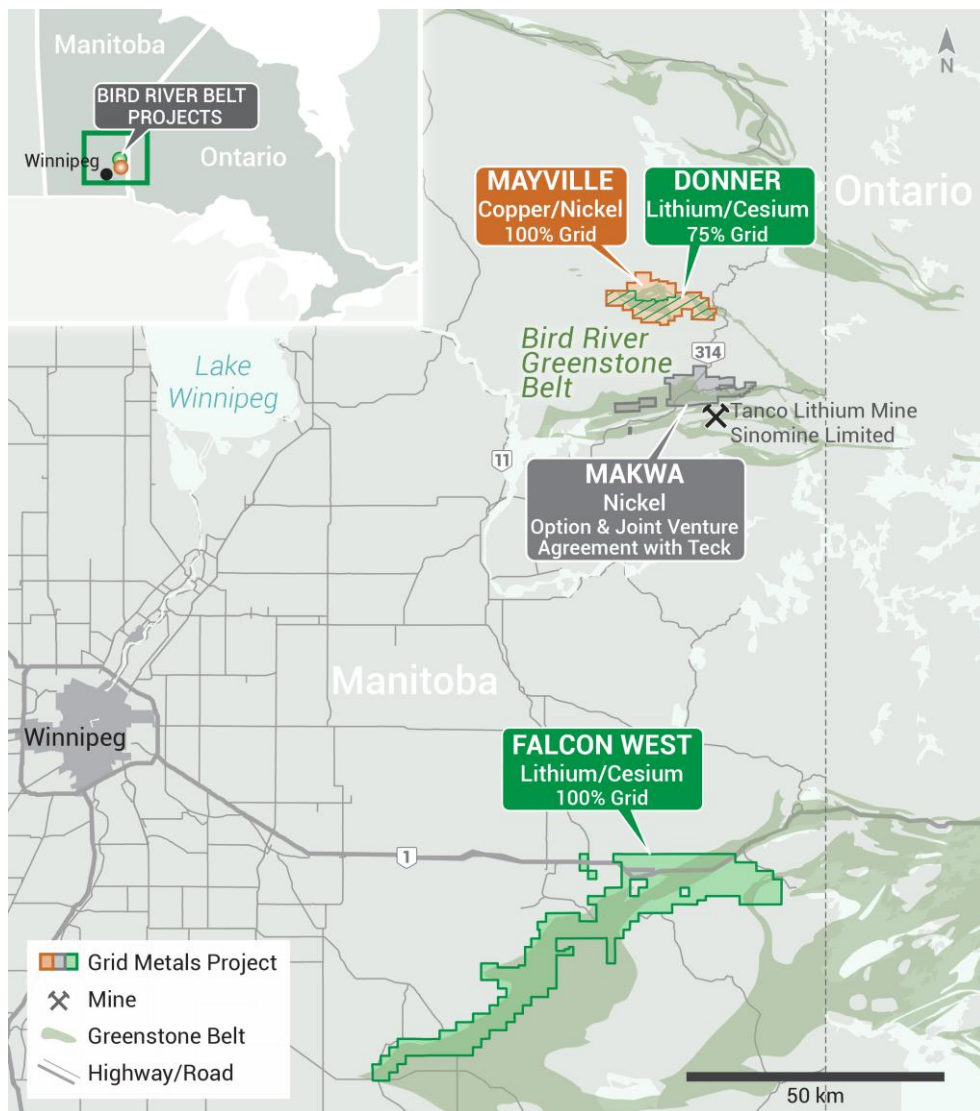


STRATEGIC CRITICAL METALS EXPLORATION & DEVELOPMENT IN SOUTHEASTERN MANITOBA

Grid controls a dominant land position in the highly prospective Bird River greenstone belt with a direct comparison to the “Ring of Fire”. Potential drill programs at Donner (cesium-focused; Tanco funded) and Mawka (nickel-focused; Teck Resources) provide share price upside throughout 2025.



Massive sulfide boulder from Makwa Pit



HIGH POTENTIAL BELT-SCALE COPPER/NICKEL PROJECTS WITH SIGNIFICANT RESOURCE

- Grid consolidated the highly prospective Bird River greenstone belt in 2023
- Makwa nickel project funded through \$17 million option & joint venture agreement with Teck Resources
- Significant 46 MMt open pit resource (NI 43-101 compliant) in place at Mayville (north arm) and Makwa (south arm) deposits
- Focus in 2025 will be additional discovery and growth at both properties

CESIUM STRATEGY PROVIDES NEAR-TERM CASHFLOW POTENTIAL

- Cesium purchase agreement in place with Tanco to fund drill program at Donner
- Very attractive purchase terms (US\$300/t per % Cs₂O)
- Drilling at Donner’s High-Grade Dyke to start in February 2025
- Exploration drill program being finalized at Falcon West
- Targeting cashflow in the next 12-24 months

MAKWA/MAYVILLE MRE

Classification (Cut-Off Grade)	Category	Resource	Grade							
			% CuEq	% Cu	% Ni	% Co	g/t Pd	g/t Pt	g/t Au	
MAYVILLE			MMt							
Open Pit (0.3% CuEq)	Indicated	32.02	0.61%	0.40%	0.16%	0.01%	0.13	0.05	0.05	
	Inferred	-	-	-	-	-	-	-	-	
Underground (1.37% CuEq)	Indicated	0.32	1.62%	0.96%	0.37%	0.02%	0.19	0.08	0.11	
	Inferred	0.20	1.50%	0.96%	0.32%	0.02%	0.16	0.08	0.11	
MAKWA			MMt	% NiEq	% Cu	% Ni	% Co	g/t Pd	g/t Pt	g/t Au
Open Pit (0.3% NiEq)	Indicated	14.22	0.75%	0.11%	0.48%	0.02%	0.37	0.10	-	
	Inferred	0.02	0.36%	0.04%	0.23%	0.01%	0.11	0.04	-	
Underground (0.84% NiEq)	Indicated	0.50	1.11%	0.11%	0.77%	0.02%	0.67	0.19	-	
	Inferred	-	-	-	-	-	-	-	-	
Global Open Pit	Indicated	46.24	-	0.31%	0.26%	0.02%	0.20	0.06	0.03	

DONNER MRE

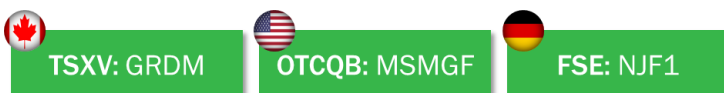
Classification (Cut-Off Grade)	Deposit	Inferred Resource (tonnes)	Grade (% Li ₂ O)
Open Pit (0.3% Li ₂ O)	Main Dyke	1,145,000	1.48%
	NW Dyke	955,000	1.36%
	Total	2,100,000	1.42%
Underground (0.5% Li ₂ O)	Main Dyke	3,669,000	1.45%
	NW Dyke	1,042,000	1.11%
	Total	4,710,000	1.37%
GLOBAL	Main Dyke	4,814,000	1.46%
	NW Dyke	1,997,000	1.23%
	Total	6,810,000	1.39%

The Bird River Greenstone Belt, which hosts the Makwa & Mayville projects, has been favourably compared to the Ring of Fire belt by virtue of geology and mineral endowment including nickel, copper, PGM, cobalt and chromite deposits.

Noront Resources, which controlled the majority of the Ring of Fire belt, was acquired in 2022 for C\$617 MM by Wyloo Metals.

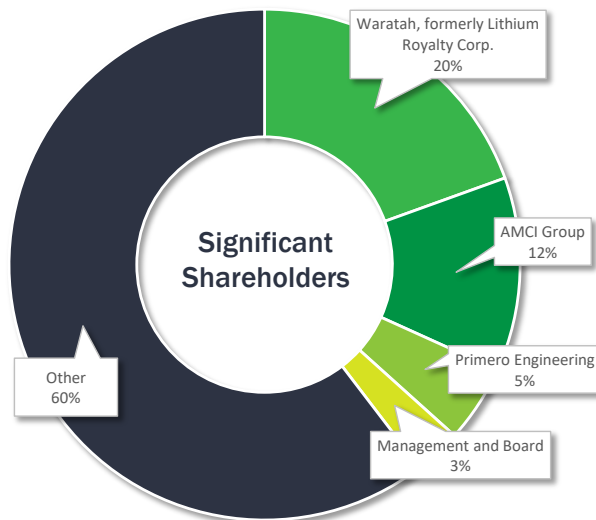
* See "Targeted Geoscience Initiative 5: Advances in the understanding of Canadian Ni-Cu-PGE and Cr ore systems - Examples from the Midcontinent Rift, the Circum-Superior Belt, the Archean Superior Province, and Cordilleran Alaskan-type intrusions" by W. Bleeker & M.G. Houllé (2020)

CORPORATE OVERVIEW



Share Price (as of January 31, 2025)	C\$0.035
Shares Outstanding (Basic)*	204.4 M
Options/RSU/DSU*	14.4 M
Warrants*	12.1 M
Fully Diluted Shares Outstanding*	230.9 M
Market Capitalization (Basic)	C\$7 M
Cash Position*	C\$2.4 M

*as of September 30, 2024



Analyst Coverage: RED CLOUD

Fundamental Research Corp.

CONTACT US: +1 416-955-4773
INFO@GRIDMETALSCORP.COM

FOLLOW US: X f @GRIDMETALS